

# Victaulic Butterfly Valve

## Series 700



### 1.0 PRODUCT DESCRIPTION

#### Available Sizes

- 1 ½ – 6”/DN40 – DN150

#### Maximum Working Pressure

- 200 psi/1400 kPa/14 bar

#### Operating Temperature

- Dependent on seat selection from section 3.0

#### Application

- For use in carbon steel, ductile iron, and plastic piping systems

### 2.0 CERTIFICATION/LISTINGS

Not applicable. Contact Victaulic with any questions.

ALWAYS REFER TO ANY NOTIFICATIONS AT THE END OF THIS DOCUMENT REGARDING PRODUCT INSTALLATION, MAINTENANCE OR SUPPORT.

System No.		Location	
Submitted By		Date	

Spec Section		Paragraph	
Approved		Date	

### 3.0 SPECIFICATIONS – MATERIAL

---

**Housing:** Ductile iron conforming to ASTM A536, Grade 65-45-12

**Body:** Carbon steel, elastomer lined

**Coating:** Black alkyd enamel

**Seat/Liner: (specify choice)**

**Victaulic EPDM**

EPDM (Green color code). Temperature range –30°F to +230°F/–34°C to +110°C. NOT RECOMMENDED FOR PETROLEUM SERVICES OR STEAM SERVICES.

**Victaulic Nitrile**

Nitrile (Orange color code). Temperature range –20°F to +180°F/–29°C to +82°C. Not compatible for hot water services over +150°F/+66°C or for hot dry air over +140°F/60°C. NOT RECOMMENDED FOR HOT WATER SERVICES OR STEAM SERVICES.

**Upper and Lower Stem:** 416 stainless steel

**Disc: (specify choice)**

Standard: Aluminum bronze

Optional: 316 stainless steel

**Handle:** Cast ductile iron

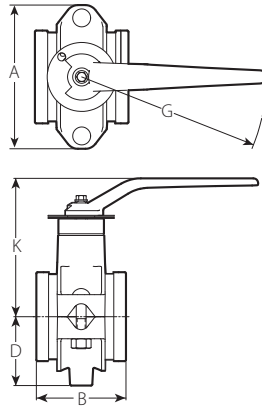
**O-Ring:** Same as Seat

**Track Bolts:** Electroplated steel

**Nuts:** Electroplated steel

## 4.0 DIMENSIONS

### Series 700 Butterfly Valve



1 1/2 – 6"/40 – 150 mm (Typical)

Size		Dimensions					Weight
Nominal	Actual Outside Diameter	A	B	D	G	K	Approximate (Each)
inches DN	inches mm	inches mm	inches mm	inches mm	inches mm	inches mm	lb kg
1 1/2 DN40	1.900 48.3	3.63 92.2	3.38 85.9	1.63 41.4	5.50 139.7	4.44 112.8	2.8 1.3
2 DN50	2.375 60.3	4.06 103.1	3.19 81.0	1.87 47.5	5.50 139.7	4.71 119.6	3.3 1.5
2 1/2	2.875 73.0	4.87 123.7	3.81 96.8	2.50 63.5	7.00 177.8	5.31 134.9	6.4 2.9
3 DN80	3.500 88.9	5.62 142.7	3.81 96.8	2.75 69.9	7.00 177.8	5.62 142.7	6.8 3.1
4 100	4.500 114.3	7.00 177.8	4.56 115.8	3.50 88.9	9.00 228.6	6.69 179.9	12.1 5.5
5	5.563 141.3	8.50 215.9	5.81 147.6	4.00 101.6	12.00 304.8	8.25 209.6	26.1 11.8
6 DN150	6.625 168.3	9.50 241.3	5.81 147.6	4.50 114.3	12.00 304.8	8.78 223.0	32.5 14.7
	6.500 165.1	9.50 241.3	5.81 147.6	4.50 114.3	12.00 304.8	8.78 223.0	30.5 13.8

## 5.0 PERFORMANCE

### Series 700 Butterfly Valve

Cv values for flow of water at +60°F/+16°C with single disc position is shown in the table below.

#### Formulas for Cv/Kv values:

$$\Delta P = \frac{Q^2}{C_v^2}$$


$$Q = C_v \times \sqrt{\Delta P}$$

**Where:**

Q = Flow (GPM)

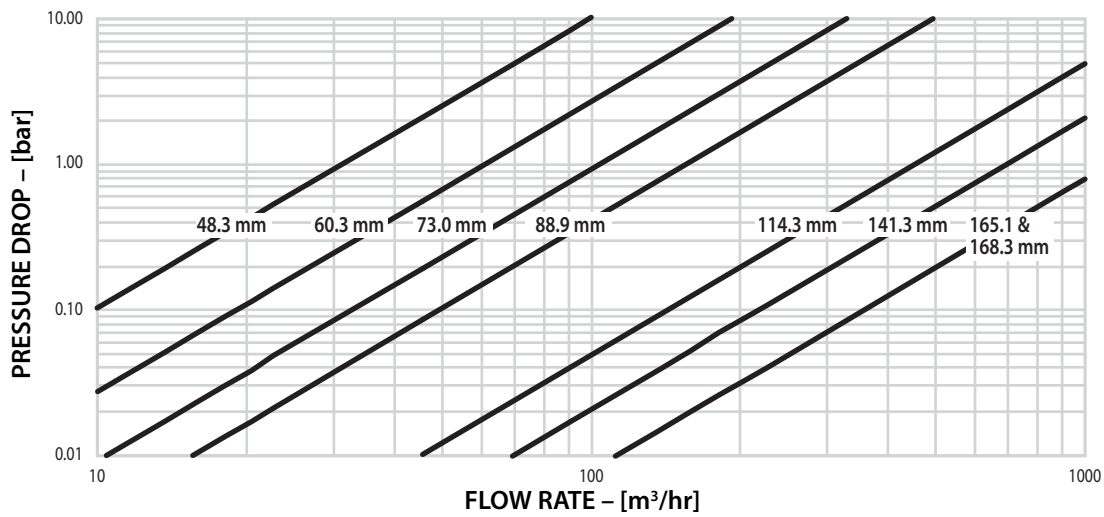
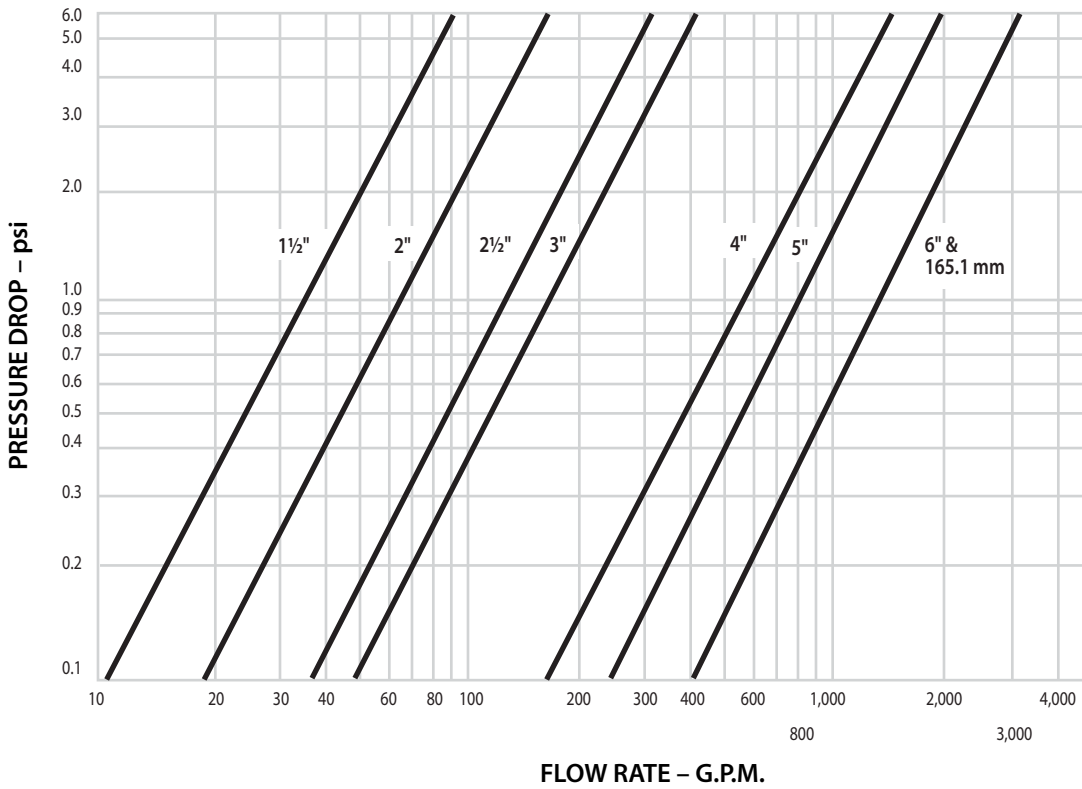
ΔP = Pressure Drop (psi)

C<sub>v</sub> = Flow Coefficient

Valve Size		Flow Coefficients
Nominal inches DN	Actual Outside Diameter inches mm	Disc Position (Degrees open) 90
		 C <sub>v</sub> K <sub>v</sub>
1½ DN40	1.900 48.3	36 31
2 DN50	2.375 60.3	70 61
2½	2.875 73.0	120 104
3 DN80	3.500 88.9	180 156
4 DN100	4.500 114.3	520 450
5	5.563 141.3	800 692
6 DN150	6.625 168.3	1300 1125
	6.500 165.1	1300 1125

## 5.1 PERFORMANCE

### Flow Characteristics



## 6.0 NOTIFICATIONS

### WARNING



- Read and understand all instructions before attempting to install, remove, adjust, or maintain any Victaulic piping products.
- Depressurize and drain the piping system before attempting to install, remove, adjust, or maintain any Victaulic piping products.
- Wear safety glasses, hardhat, and foot protection.

Failure to follow these instructions could result in death or serious personal injury and property damage.

## 7.0 REFERENCE MATERIALS

[02.06: Victaulic Potable Water Approvals for ANSI/NSF](#)

[I-100: Victaulic Field Installation Handbook](#)

### User Responsibility for Product Selection and Suitability

Each user bears final responsibility for making a determination as to the suitability of Victaulic products for a particular end-use application, in accordance with industry standards and project specifications, as well as Victaulic performance, maintenance, safety, and warning instructions. Nothing in this or any other document, nor any verbal recommendation, advice, or opinion from any Victaulic employee, shall be deemed to alter, vary, supersede, or waive any provision of Victaulic Company's standard conditions of sale, installation guide, or this disclaimer.

### Intellectual Property Rights

No statement contained herein concerning a possible or suggested use of any material, product, service, or design is intended, or should be construed, to grant any license under any patent or other intellectual property right of Victaulic or any of its subsidiaries or affiliates covering such use or design, or as a recommendation for the use of such material, product, service, or design in the infringement of any patent or other intellectual property right. The terms "Patented" or "Patent Pending" refer to design or utility patents or patent applications for articles and/or methods of use in the United States and/or other countries.

### Note

This product shall be manufactured by Victaulic or to Victaulic specifications. All products to be installed in accordance with current Victaulic installation/assembly instructions. Victaulic reserves the right to change product specifications, designs and standard equipment without notice and without incurring obligations.

### Installation

Reference should always be made to the Victaulic installation handbook or installation instructions of the product you are installing. Handbooks are included with each shipment of Victaulic products, providing complete installation and assembly data, and are available in PDF format on our website at [www.victaulic.com](http://www.victaulic.com).

### Warranty

Refer to the Warranty section of the current Price List or contact Victaulic for details.

### Trademarks

*Victaulic* and all other Victaulic marks are the trademarks or registered trademarks of Victaulic Company, and/or its affiliated entities, in the U.S. and/or other countries.