

FireLock® Check Valves

SERIES 717HR HIGH PRESSURE - cULus, FM
SERIES 717R - cULus, FM



LPS 1186: Issue 3.1
 Cert/LPCB Ref. 104h/02
SEE VICTAULIC PUBLICATION 10.01 FOR DETAILS

The Series 717R and Series 717HR FireLock High Pressure check valves are CAD-designed for hydrodynamic efficiency and available in 2 – 3”/50 – 80mm (Series 717HR) and 4 – 8”/100 – 200mm (Series 717R) sizes.

Series 717HR valves are cULus Listed and FM Approved for service up to the pressures shown on the chart below.

In the Series 717HR High Pressure Check Valve, the stainless steel disc is seated against the O-ring seal which is installed in the electroless nickel-plated end face. The Series 717R check valve features an elastomer encapsulated disc and a welded in nickel seat for superior corrosion resistance. Both valves feature a spring-assisted, single disc design which provides a leak-free seal with as little as 5 ft/1.5 m of head. Either valve can be installed in horizontal or vertical positions.

In both valve designs, the single disc mechanism incorporates a spring-assisted feature for non-slamming operation. Each valve is factory tested to the rated working pressure. For systems not requiring a Riser Check option refer to publication 10.08. Both valve designs include upstream and downstream pressure taps.

The drain valves supplied with the Victaulic Riser Kit are cULus and FM Approved for services up to 300 psi/2068 kPa. Grooved ends allow fast, easy installation with just two Victaulic couplings or the valve may be mounted to flanged (ANSI CL.150) equipment using Victaulic Style 741 Vic-Flange® or Style 744 FireLock flange adapters on either end.

The Victaulic riser check kit for the 2”/60.3mm S717HR has a ¾” drain valve and the kit for the 2-½ to 3”/65-80mm S717HR includes a 1¼” drain valve. The kit for the 4-8”/100-200mm S717R valve includes a 2” drain valve. All kits also include gauges (2), gauge isolation valves (2), pipe nipples and pipe plugs. In both models, the riser check kit must be specified when ordered.



SERIES 717HR - SHOWN WITH THE VICTAULIC RISER CHECK KIT (2 – 3”/50 – 80 mm)



SERIES 717R - SHOWN WITH THE VICTAULIC RISER CHECK KIT (4 – 8”/100 – 200 mm)


Size	Approval/Listing Service Pressures			
	Series 717HR (bare valve)		Series 717R	
	cULus*	FM*	cULus	FM
2”/50mm	up to 365psi/2517 kPa	up to 365psi/2517 kPa	n/a	n/a
2 ½”/65mm	up to 365psi/2517 kPa	up to 365psi/2517 kPa	n/a	n/a
76.1mm	up to 365psi/2517 kPa	up to 365psi/2517 kPa	n/a	n/a
3”/80mm	up to 365psi/2517 kPa	up to 365psi/2517 kPa	n/a	n/a
4”/100mm	n/a	n/a	up to 365psi/2517kPa	up to 365psi/2517kPa
5”/125mm	n/a	n/a	up to 365psi/2517kPa	up to 365psi/2517kPa
6”/150mm	n/a	n/a	up to 365psi/2517kPa	up to 365psi/2517kPa
8”/200mm	n/a	n/a	up to 365psi/2517kPa	up to 365psi/2517kPa

* Note: When supplied with the Victaulic Riser Check Kit, the Series 717HR can be used for services up to 300psi/2068kPa.

JOB OWNER	CONTRACTOR	ENGINEER
System No. _____	Submitted By _____	Spec Sect _____ Para _____
Location _____	Date _____	Approved _____
		Date _____

FireLock® Check Valves

SERIES 717HR HIGH PRESSURE - cULus, FM
 SERIES 717R - cULus, FM



MATERIAL SPECIFICATIONS

Body: Ductile iron conforming to ASTM A-536, grade 65-45-12. Ductile iron conforming to ASTM A-395, grade 65-45-15, is available upon special request.

Body Coating: Series 717HR and Series 717R: painted black enamel.

Body Seat: Series 717HR (2 - 3"/50 - 80mm) machined surfaces electroless nickel plated. Series 717R (4 - 8"/100 - 200mm) welded-in nickel seat.

Disc Seal or Coating:

- **Grade "T" Nitrile (Series 717HR ONLY)**

Nitrile (Orange color code). Temperature range -20°F to +180°F/-29°C to +82°C. Recommended for petroleum products, air with oil vapors, vegetable and mineral oils within the specified temperature range; except hot, dry air over +140°F/+60°C and water over +150°F/+66°C. NOT RECOMMENDED FOR HOT WATER SERVICES.

- **Grade "E" EPDM (Series 717R ONLY)**

EPDM (Green color code). Temperature range -30°F to +230°F/-34°C to +110°C. Recommended for cold and hot water service within the specified temperature range plus a variety of dilute acids, oil-free air and many chemical services. UL classified in accordance with ANSI/NSF 61 for cold +86°F/+30°C and hot +180°F/+82°C potable water service. NOT RECOMMENDED FOR PETROLEUM SERVICES.

* Services listed are General Service Recommendations only. It should be noted that there are services for which these gaskets are not recommended. Reference should always be made to the latest Victaulic Gasket Selection Guide for specific gasket service recommendations and for a listing of services which are not recommended.

Discs:

- Series 717HR (2 - 3"/50 - 80mm): 300 Series Stainless Steel
- Series 717R valves (4 - 12"/100 - 300mm) Elastomer-coated ductile iron

Shaft:

- Series 717HR: Brass
- Series 717R: Type 316 stainless steel

Spring: All sizes Type 302/304 stainless

Shaft Plug:

- Series 717HR: Type 416 Stainless Steel
- Series 717R: Zinc-plated carbon steel

Pipe Plug: Zinc-plated carbon steel

FireLock® Check Valves

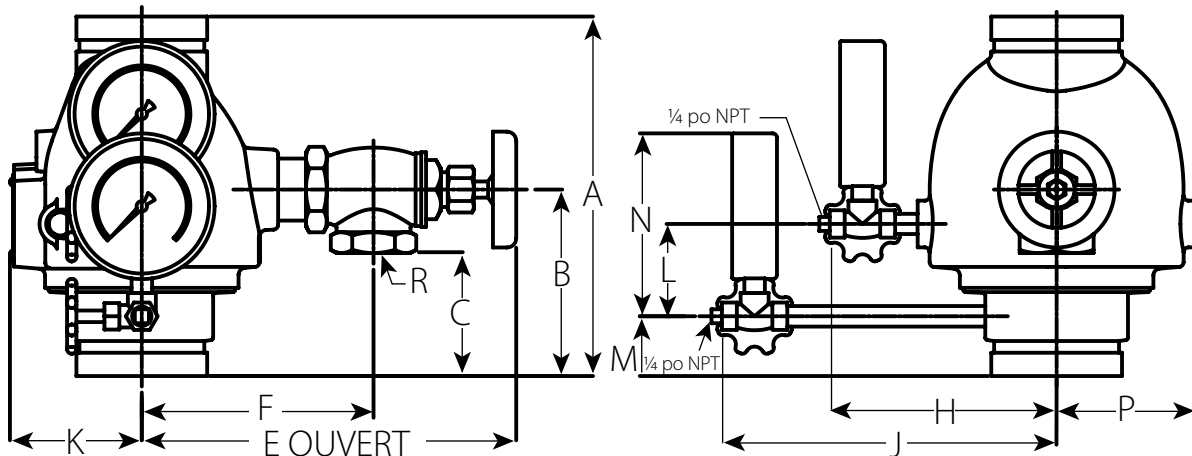
SERIES 717HR HIGH PRESSURE - cULus, FM
 SERIES 717R - cULus, FM



SEE VICTAULIC PUBLICATION 10.01 FOR DETAILS

DIMENSIONS 717HR




Size	Dimensions – Inches/mm															Approx. Wgt. Each
	Nominal Size Inches/mm	A	B	C	D	E (OPENED)	F	H	J	K	L	M	N	P	R	Lbs. kg
2 60.3	8.66 219.8	4.40 111.9	3.16 80.1	–	8.50 215.9	4.74 120.4	5.57 141.5	8.50 216.0	3.23 82.0	2.10 53.3	1.58 40.3	4.90 124.3	3.23 82.0	¾" NPT	15.0 6.8	
2 ½ 73	9.37 238.0	4.99 126.7	3.29 83.6	–	10.50 266.7	5.87 149.0	5.82 147.8	8.71 221.2	3.31 84.1	2.37 60.2	1.60 40.7	4.90 124.3	3.47 88.1	1 ¼" NPT	19.5 8.8	
76.1 mm	9.37 238.0	4.99 126.7	3.29 83.6	–	10.50 266.7	5.87 149.0	5.82 147.8	8.71 221.2	3.31 84.1	2.37 60.2	1.60 40.7	4.90 124.3	3.47 88.1	1 ¼" NPT	19.5 8.8	
3 88.9	9.62 244.3	4.99 126.7	3.31 84.2	–	10.78 273.8	6.20 157.6	6.07 154.2	8.96 227.6	3.53 89.7	2.47 62.7	1.60 40.6	4.90 124.3	3.72 94.5	1 ¼" NPT	25.5 11.6	



2" / 60.3 mm – 3" / 88.9 mm
 SERIES 717 HR

FireLock® Check Valves

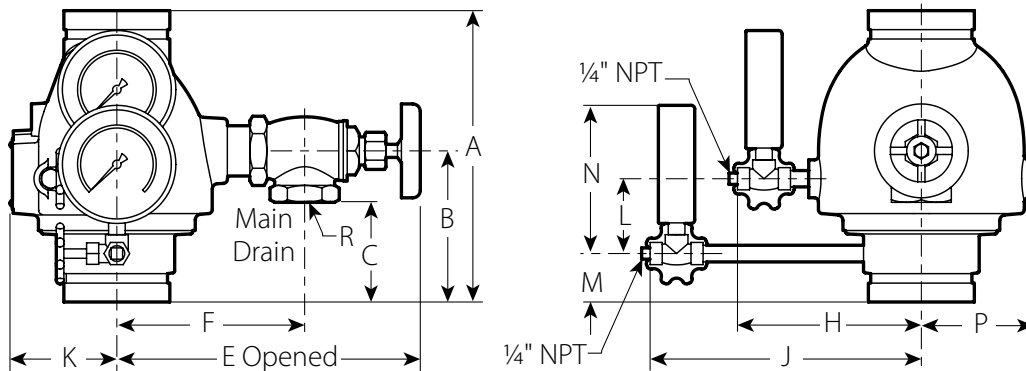
SERIES 717HR HIGH PRESSURE - cULus, FM
 SERIES 717R - cULus, FM

 LPS 1186: Issue 3.1
 Cert/LPCB Ref. 104h/02
SEE VICTAULIC PUBLICATION 10.01 FOR DETAILS




DIMENSIONS 717R

Size		Dimensions – Inches/mm													Approx. Wgt. Each
Nominal Size Inches/mm	Actual Outside Diameter Inches/mm	E-E A	B	C	D	E	F	H	J	K	L	M	N	Lbs. kg	
4 100	4.500 114.3	9.63 245	6.25 159	4.00 102	3.75 95	14.25 362	6.88 175	6.70 170	10.45 265	11.25 286	2.00 51	2.00 51	5.25 133	28.0 12.7	
5 125	5.563 141.3	10.50 267	6.50 165	4.25 108	3.75 95	14.75 375	7.38 188	7.37 187	11.87 302	12.75 324	2.15 55	1.88 48	5.25 133	35.0 15.9	
139.7 mm	5.500 139.7	10.50 267	6.50 165	4.25 108	3.75 95	14.75 375	7.38 188	7.37 187	11.87 302	12.75 324	2.15 55	1.88 48	5.25 133	35.0 15.9	
6 150	6.625 168.3	11.50 292	7.63 194	5.38 137	3.75 95	15.50 394	8.03 204	7.70 196	12.20 310	13.00 330	2.38 61	2.13 54	5.25 133	46.0 20.9	
165.1 mm	6.500 165.1	11.50 292	7.63 194	5.38 137	3.75 95	15.50 394	8.03 204	7.70 196	12.20 310	13.00 330	2.38 61	2.13 54	5.25 133	46.0 20.9	
8 200	8.625 219.1	14.00 356	8.25 210	6.00 152	3.75 95	16.38 416	9.00 229	8.85 225	12.75 324	13.50 343	2.15 55	2.88 73	5.25 133	72.0 32.7	



FireLock® Check Valves

SERIES 717HR HIGH PRESSURE - cULus, FM
 SERIES 717R - cULus, FM

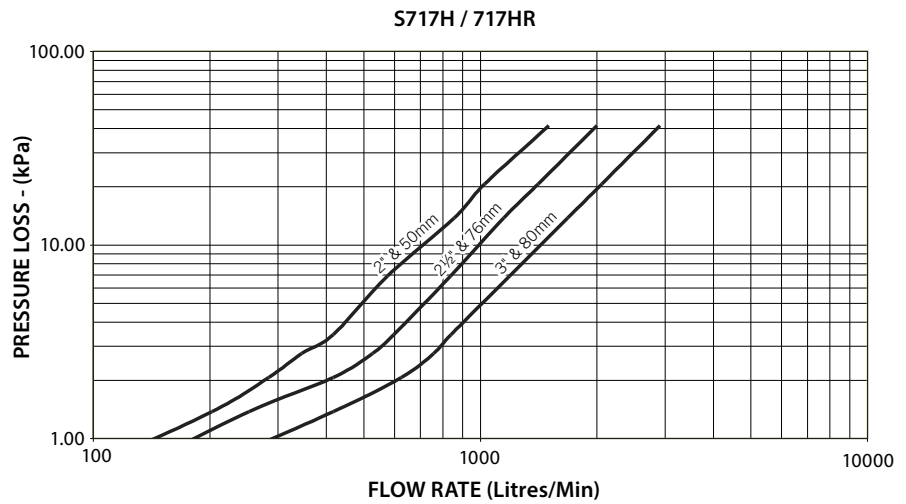
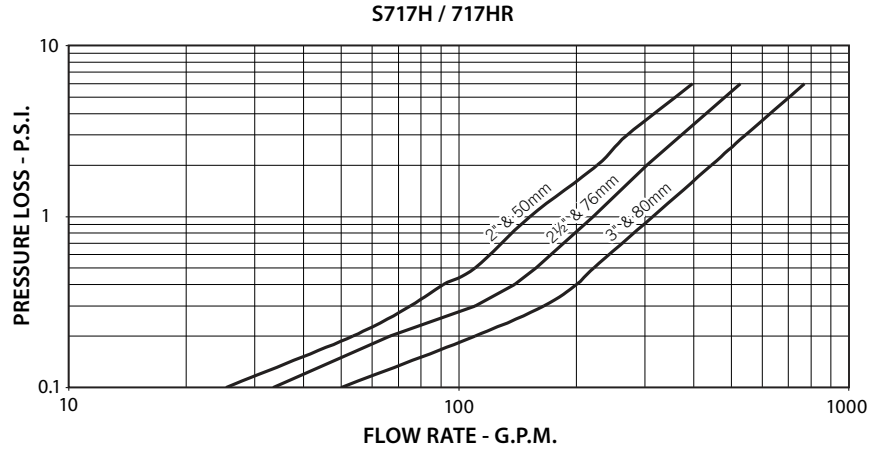




LPS 1186: Issue 3.1
 Cert/LPCB Ref. 104h/02

SEE VICTAULIC PUBLICATION 10.01 FOR DETAILS




FLOW CHARACTERISTICS

The charts below express the flow of water at 60°F/16°C through valve.



FireLock® Check Valves

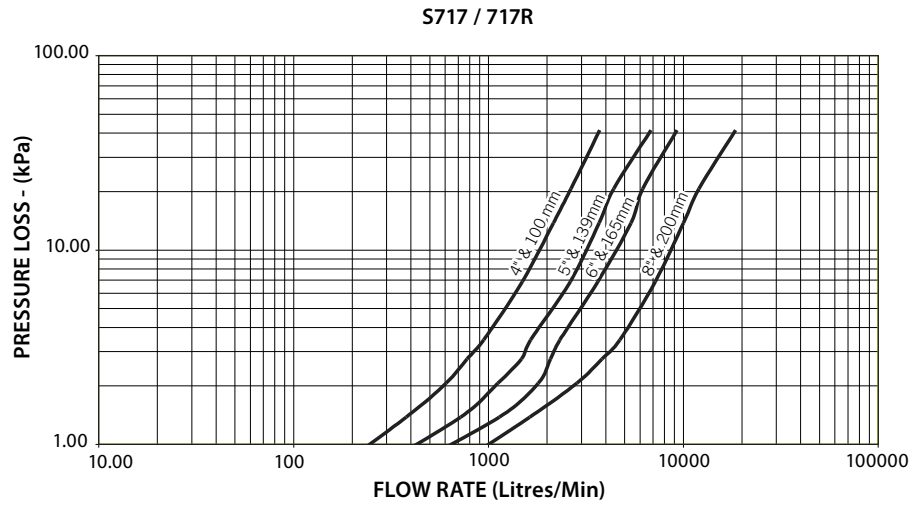
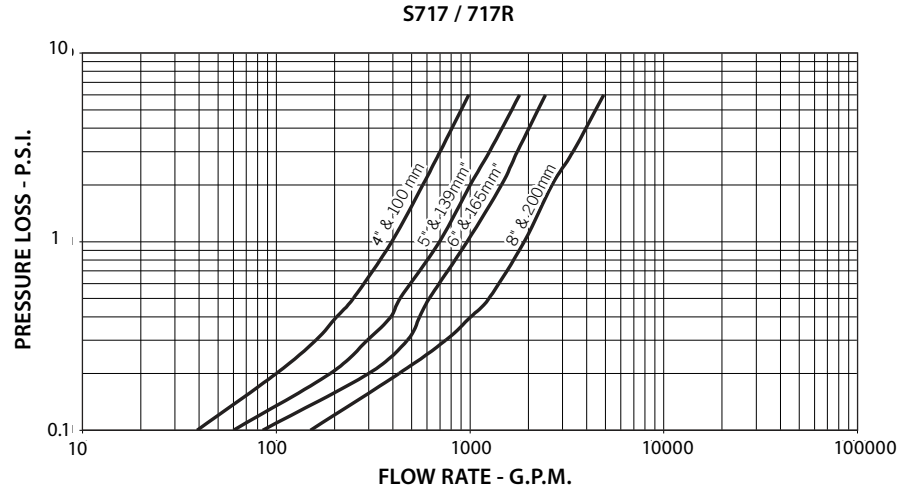
SERIES 717HR HIGH PRESSURE - cULus, FM
 SERIES 717R - cULus, FM

 LPS 1186: Issue 3.1
 Cert/LPCB Ref. 104hv02
SEE VICTAULIC PUBLICATION 10.01 FOR DETAILS

FLOW CHARACTERISTICS

The charts below express the flow of water at 60°F/16°C through valve.



WARRANTY

Refer to the Warranty section of the current Price List or contact Victaulic for details.

NOTE

This product shall be manufactured by Victaulic or to Victaulic specifications. All products to be installed in accordance with current Victaulic installation/assembly instructions. Victaulic reserves the right to change product specifications, designs and standard equipment without notice and without incurring obligations.