

Victaulic Gate Valves

Series 771A, 772A



Series 771A



Series 772A

1.0 PRODUCT DESCRIPTION

Available sizes

- 2 ½" – 12"/DN65 – DN300

Maximum Working Pressure

- cULus listed and FM approved up to 300 psi/2068 kPa/20 bar

Function

- OS&Y: Provides positive shutoff and a quick visual indicator of open or closed position.
- NRS: Provides remote shutoff service, for applications behind a wall or buried.

2.0 CERTIFICATION/LISTINGS



ALWAYS REFER TO ANY NOTIFICATIONS AT THE END OF THIS DOCUMENT REGARDING PRODUCT INSTALLATION, MAINTENANCE OR SUPPORT.

System No.		Location	
Submitted By		Date	

Spec Section		Paragraph	
Approved		Date	

3.0 SPECIFICATIONS – MATERIAL

Series 771A OS&Y Gate Valve

- Body:** Ductile iron conforming to ASTM A536 Grade 65-45-12
- Body Coating:** Fusion bonded epoxy, RAL 3000 color – Red
- Body Gasket:** EPDM
- Body Bolts:** Zinc plated steel
- Handwheel:** Ductile iron conforming to ASTM A536 Grade 65-45-12
- Handwheel Nut:** Ductile iron conforming to ASTM A536 Grade 65-45-12
- OS&Y Yoke:** Ductile iron conforming to ASTM A536 Grade 65-45-12
- Yoke Nut:** Bronze, conforming to ASTM B62
- Bonnet:** Ductile iron conforming to A536 Grade 65-45-12
- Bonnet Bolts:** Carbon steel conforming to Grade 8.8, zinc plated
- Bonnet/Body Coating:** Fusion bonded epoxy (FBE) – RAL 3000 Red
- Stem:** Type 304 stainless steel
- O-Ring Seals:** Nitrile
- Gate:** Ductile iron conforming to ASTM A536 Grade 65-45-12, EPDM coated
- Gate Nut:** Type 304 stainless steel
- Packing:** Graphite
- Gland:** Ductile iron conforming to ASTM A536 Grade 65-45-12

Series 772A NRS Gate Valve

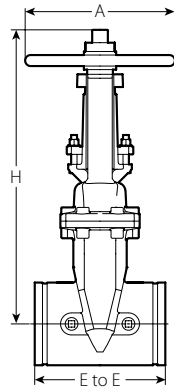
- Body:** Ductile iron conforming to ASTM A536 Grade 65-45-12
- Body Coating:** Fusion bonded epoxy, RAL 3000 color – Red
- Body Gasket:** EPDM
- Bonnet:** Ductile iron conforming to A536 Grade 65-45-12
- Bonnet/Body Coating:** Fusion bonded epoxy (FBE) – RAL 3000 Red
- Thrust Collar:** Bronze
- Topworks Bolts:** Type 304 stainless steel
- Nut Cap:** Ductile iron conforming to ASTM A536 65-45-12
- Stem:** Type 304 stainless steel
- O-Ring Seals:** Nitrile
- Gate:** Ductile iron conforming to ASTM A536 Grade 65-45-12, EPDM coated
- Gate Nut:** Type 304 stainless steel
- Packing:** Graphite
- Optional:** Indicator Post Flange: Ductile iron conforming to ASTM A536 Grade 65-45-12

NOTE

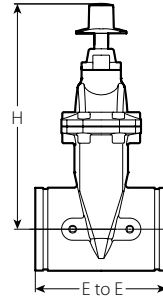
- Series 772A Gate valves can be utilized with the Series 773 wall-post indicator and Series 774 upright indicator.

4.0 DIMENSIONS

Series 771A OS&Y and Series 772A NRS Grooved x Grooved



Series 771A OS&Y

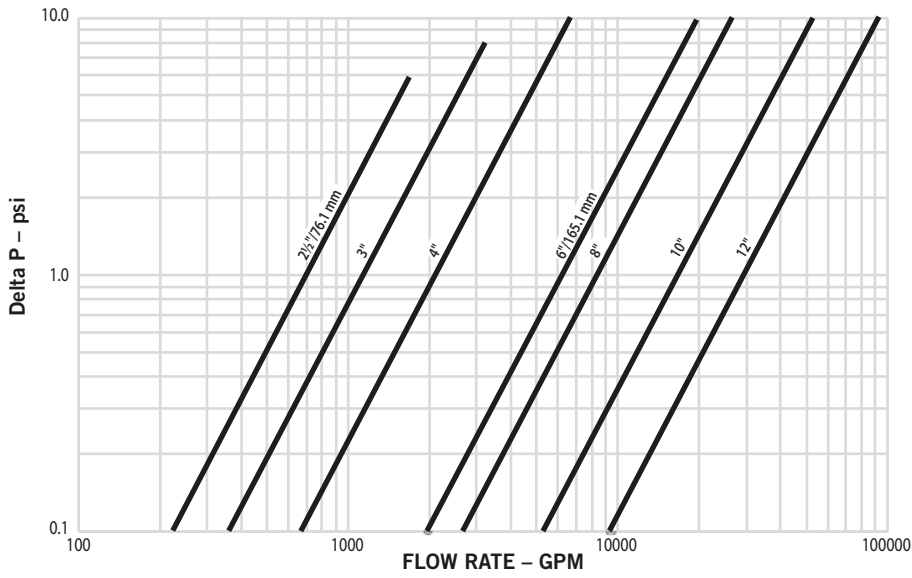
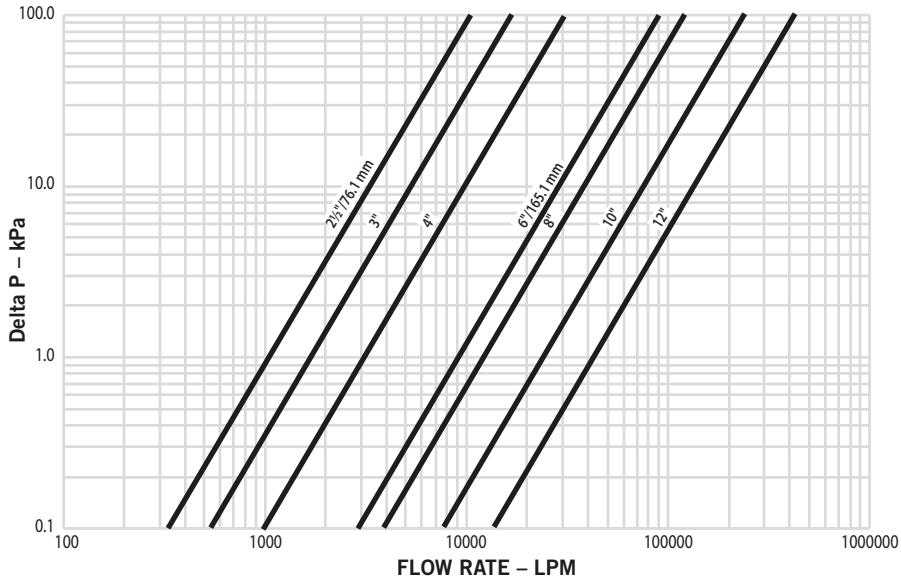


Series 772A NRS







Size		Dimensions					Weight	
Nominal	Actual Outside Diameter	771A A	771A H CLOSED	771A H OPEN	772A H	E to E	Approximate (Each) 771A	Approximate (Each) 772A
inches DN	inches mm	inches mm	inches mm	inches mm	inches mm	inches mm	Lbs. kg	Lbs. kg
2½	2.875 73.0	7.25 184	13.75 349	16.63 422	10.63 270	7.50 191	30.5 13.8	25.0 11.3
76.1 mm	3.000 76.1	7.25 184	13.75 349	16.63 422	11.02 280	7.50 191	31.5 14.3	25.0 11.3
3 DN80	3.500 88.9	10.00 254	15.75 400	18.88 479	11.63 295	8.00 203	42.5 19.3	32.0 14.5
4 DN100	4.500 114.3	10.00 254	17.75 451	21.63 549	13.75 349	9.00 229	49.8 22.5	38.0 17.2
165.1 mm	6.500 165.1	12.00 305	23.25 591	29.13 740	18.00 457	10.50 267	95.0 43.0	76.0 34.5
6 DN150	6.625 168.3	12.00 305	23.25 591	29.13 740	18.00 457	10.50 267	95.0 43.0	76.0 34.5
8 DN200	8.625 219.1	14.00 356	28.75 730	36.63 930	21.50 546	11.50 292	155.0 70.3	126.0 57.2
10 DN250	10.750 273.0	17.50 445	34.75 883	44.50 1130	25.38 645	13.00 330	233 105	186.0 84.3
12 DN300	12.750 323.9	17.50 445	40.13 1019	52.00 1321	28.75 730	14.00 356	331 150	290.0 131.5

5.0 PERFORMANCE

Series 771A OSY and 772A NRS
Grooved x Grooved
Friction Loss



6.0 NOTIFICATIONS

 WARNING	
    	<ul style="list-style-type: none"> • Read and understand all instructions before attempting to install any Victaulic products. • Always verify that the piping system has been completely depressurized and drained immediately prior to installation, removal, adjustment, or maintenance of any Victaulic products. • Wear safety glasses, hardhat, and foot protection. <p>Failure to follow these instructions could result in death or serious personal injury and property damage.</p>
<ul style="list-style-type: none"> • These products shall be used only in fire protection systems that are designed and installed in accordance with current, applicable National Fire Protection Association (NFPA 13, 13D, 13R, etc.) standards, or equivalent standards, and in accordance with applicable building and fire codes. These standards and codes contain important information regarding protection of systems from freezing temperatures, corrosion, mechanical damage, etc. • The installer shall understand the use of this product and why it was specified for the particular application. • The installer shall understand common industry safety standards and potential consequences of improper product installation. • It is the system designer's responsibility to verify suitability of materials for use with the intended fluid media within the piping system and external environment. • The material specifier shall evaluate the effect of chemical composition, pH level, operating temperature, chloride level, oxygen level, and flow rate on materials to confirm system life will be acceptable for the intended service. <p>Failure to follow installation requirements and local and national codes and standards could compromise system integrity or cause system failure, resulting in death or serious personal injury and property damage.</p>	

7.0 REFERENCE MATERIALS

- [05.01: Victaulic Seal Selection Guide - Elastomeric Seal Construction](#)
- [10.01 Victaulic Fire Protection Certifications/Listings Reference Guide](#)
- [10.92: Victaulic FireLock™ Gate Valves Series 771 and 772](#)
- [24.01: Victaulic Pipe End Preparation](#)
- [26.01: Victaulic Design Data](#)
- [29.01: Victaulic Terms and Conditions of Sale](#)
- [I-100: Victaulic Field Installation Handbook](#)

User Responsibility for Product Selection and Suitability

Each user bears final responsibility for making a determination as to the suitability of Victaulic products for a particular end-use application, in accordance with industry standards and project specifications, as well as Victaulic performance, maintenance, safety, and warning instructions. Nothing in this or any other document, nor any verbal recommendation, advice, or opinion from any Victaulic employee, shall be deemed to alter, vary, supersede, or waive any provision of Victaulic Company's standard conditions of sale, installation guide, or this disclaimer.

Intellectual Property Rights

No statement contained herein concerning a possible or suggested use of any material, product, service, or design is intended, or should be construed, to grant any license under any patent or other intellectual property right of Victaulic or any of its subsidiaries or affiliates covering such use or design, or as a recommendation for the use of such material, product, service, or design in the infringement of any patent or other intellectual property right. The terms "Patented" or "Patent Pending" refer to design or utility patents or patent applications for articles and/or methods of use in the United States and/or other countries.

Note

This product shall be manufactured by Victaulic or to Victaulic specifications. All products to be installed in accordance with current Victaulic installation/assembly instructions. Victaulic reserves the right to change product specifications, designs and standard equipment without notice and without incurring obligations.

Installation

Reference should always be made to the Victaulic installation handbook or installation instructions of the product you are installing. Handbooks are included with each shipment of Victaulic products, providing complete installation and assembly data, and are available in PDF format on our website at www.victaulic.com.

Warranty

Refer to the Warranty section of the current Price List or contact Victaulic for details.

Trademarks

Victaulic and all other Victaulic marks are the trademarks or registered trademarks of Victaulic Company, and/or its affiliated entities, in the U.S. and/or other countries.