

FireLock® V27, K5.6

Models V2725, V2726

Standard and Quick Response



V2725/V2726

Approvals/Listings:



See Victaulic Publication [10.01](#) for more details.

Product Description:

This Model V27 conventional old-style sprinkler is designed to produce a hemispherical pattern which deflects approximately half of the spray upwards toward the ceiling and the other half downwards and can be installed in either the upright or pendent position. It is available with either standard or quick response bulbs. It is cast with a hex-shaped wrench boss to allow easy tightening from many angles, reducing assembly effort. This sprinkler is available in various temperature ratings (see chart on page 3) and finishes to meet many design requirements.

Coverage

For coverage area and sprinkler placement, refer to NFPA 13 or applicable standard.

Technical Specifications:

Models: V2725, V2726

Style: Conventional

Nominal Orifice Size: 1/2"/13 mm

K Factor: 5.6 Imp./8.1 S.I.¹

Nominal Thread Size: 1/2" NPT/15 mm

Max. Working Pressure: 175 psi/1200 kPa

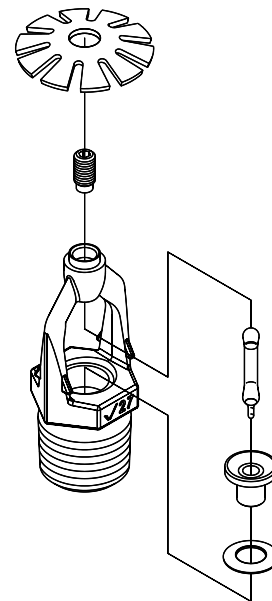
Factory Hydrostatic Test: 100% @ 500 psi/3450 kPa

Min. Operating Pressure:

- 7 psi/48 kPa
- 0.35 bar/5 psi (VdS and LPCB)

Temperature Rating: See chart on page 3

¹ For K-Factor when pressure is measured in Bar, multiply S.I. units by 10.0.



Exaggerated for clarity

Job/Owner

System No.	
Location	

Contractor

Submitted By	
Date	

Engineer

Spec Section	
Paragraph	
Approved	
Date	

Material Specifications:

Deflector: Bronze per UNS C51000

Bulb: Glass with glycerin solution.

Bulb Nominal Diameter:

Standard: 5.0 mm

Quick Response: 3.0 mm

Load Screw: Silicon Bronze per UNS C65100

Pip Cap: Silicon Bronze per UNS C65100

Spring: Beryllium nickel

Seal: Teflon² tape

Frame: Die cast brass 65-30

Lodgement Spring: Stainless steel per UNS S30200

Accessories

Installation Wrench:

Open End: V27, V27-2

Sprinkler Finishes:

Plain brass

Chrome plated

White painted RAL 9010³

Flat Black painted³

Custom Painted³

Proprietary Nickel Teflon² coating³

VC-250³

155, 200, 286 SR Only:

Wax³

For cabinets and other accessories refer to separate sheet.

² Teflon is a registered trademark of Dupont Co.

³ UL Listed for corrosion resistance.

Approvals/Listings:

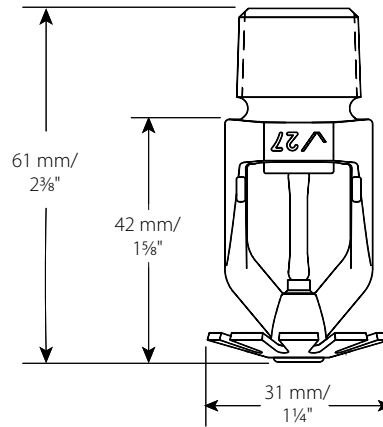
APPROVALS/LISTINGS	Model	
	V2725	V2726
Orifice Size (inches)	½"	½"
Orifice Size (mm)	13	13
Nominal K Factor Imperial	5.6	5.6
Nominal K Factor S.I. ⁵	8.1	8.1
Response	Standard	Quick
Deflector Type	Conventional ⁶	Conventional ⁶
Approved Temperature Ratings	F°/C°	
cULus	135°F/57°C 155°F/68°C 175°F/79°C 200°F/93°C 286°F/141°C 360°F/182°C	135°F/57°C 155°F/68°C 175°F/79°C 200°F/93°C 286°F/141°C
NYC/MEA #62-99-E	135°F/57°C 155°F/68°C 175°F/79°C 200°F/93°C 286°F/141°C 360°F/182°C	135°F/57°C 155°F/68°C 175°F/79°C 200°F/93°C 286°F/141°C
CSFM #7690-0531:112	135°F/57°C 155°F/68°C 175°F/79°C 200°F/93°C 286°F/141°C 360°F/182°C	135°F/57°C 155°F/68°C 175°F/79°C 200°F/93°C 286°F/141°C
Vds/CE	135°F/57°C 155°F/68°C 175°F/79°C 200°F/93°C 286°F/141°C 360°F/182°C	135°F/57°C 155°F/68°C 175°F/79°C 200°F/93°C 286°F/141°C
LPCB	135°F/57°C 155°F/68°C 175°F/79°C 200°F/93°C 286°F/141°C 360°F/182°C	135°F/57°C 155°F/68°C 175°F/79°C 200°F/93°C 286°F/141°C 360°F/182°C

⁵ For K-Factor when pressure is measured in Bar, multiply S.I. units by 10.0.

⁶ Not to be used with any recessed escutcheon.

Note: Listings and Approvals as of printing. All are approved open.

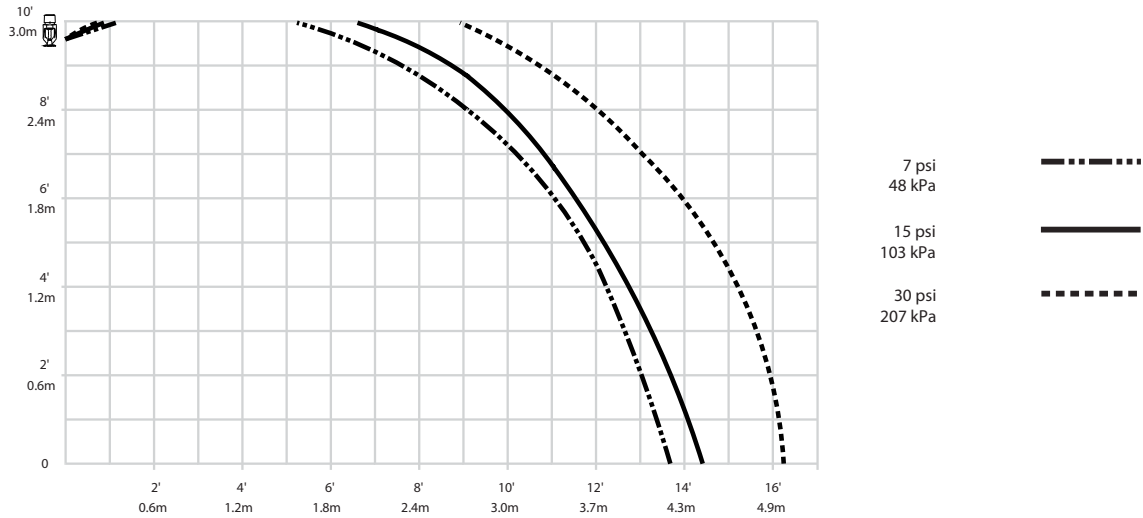
Dimensions:



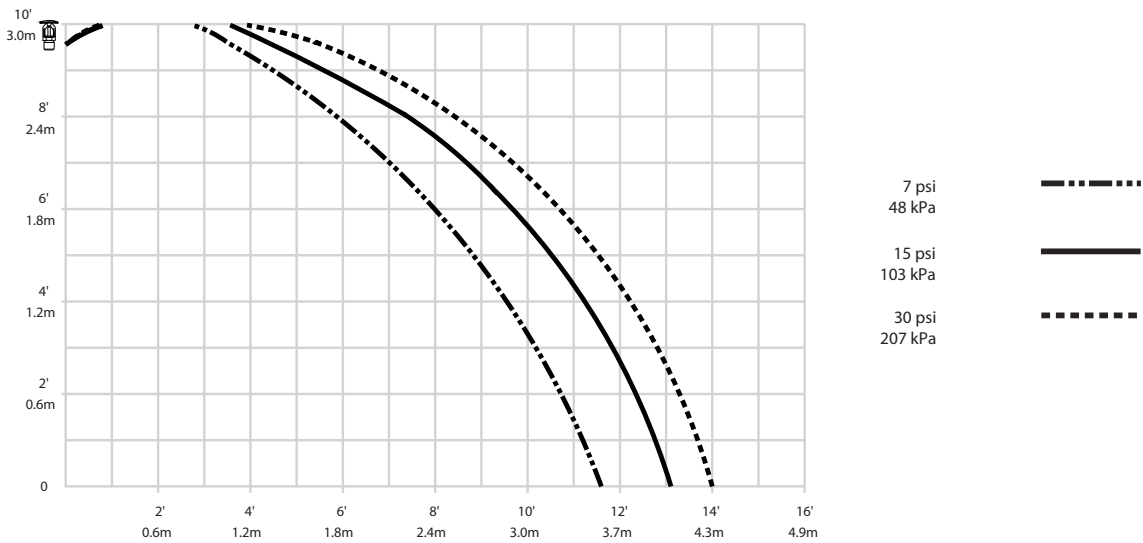
Conventional Pendent/Upright –
V2725, V2726

Distribution Patterns:

Models V2725, V2726
K5.6 Standard Conventional
Pendent Position Distribution Patterns – Trajectory



Models V2725, V2726
K5.6 Standard Conventional
Upright Position Distribution Patterns – Trajectory



NOTES:

- A. Data shown is approximate and can vary due to differences in installation.
- B. These graphs illustrate approximate trajectories, floor-wetting and wall-wetting patterns for these specific Victaulic FireLock automatic sprinklers. They are provided as information for guidance in avoiding obstructions to sprinklers and should not be used as minimum sprinkler spacing rules for installation. **Refer to the appropriate NFPA National Fire Code or the authority having jurisdiction for specific information regarding obstructions, spacing limitations and area of coverage requirements.** Failure to follow these guidelines could adversely affect the performance of the sprinkler and will void all Listings, Approvals and Warranties.
- C. All patterns are symmetrical to the centerline of the waterway.

Ratings:

All glass bulbs are rated for temperatures from -67°F (-55°C) to those shown in the table below.

Sprinkler Temperature Classification	Victaulic Part Identification	Temperature – °F/°C		Glass Bulb Color
		Nominal Temperature Rating	Maximum Ambient Temperature Allowed	
Ordinary	A	135°F/57°C	100°F/38°C	Orange
Ordinary	C	155°F ⁹ /68°C	100°F/38°C	Red
Intermediate	E	175°F/79°C	150°F/65°C	Yellow
Intermediate	F	200°F ⁹ /93°C	150°F/65°C	Green
High	J	286°F/141°C	225°F ⁸ /107°C	Blue
Extra High ⁷	K	360°F/182°C	300°F/149°C	Mauve
–	M	Open	–	No Bulb

⁷ Standard response only.




⁸ 150/65 if wax coated.

⁹ Also available in wax coated.

Available Wrenches:

	V27-2 Recessed	V27 Open End
V2725, V2726 Conventional	✓	✓

⚠ WARNING

- Always read and understand installation, care, and maintenance instructions, supplied with each box of sprinklers, before proceeding with installation of any sprinklers.
- Always wear safety glasses and foot protection.
- Depressurize and drain the piping system before attempting to install, remove, or adjust any Victaulic piping products.
- Installation rules, especially those governing obstruction, must be strictly followed.
- Painting, plating, or any re-coating of sprinklers (other than that supplied by Victaulic) is not allowed.

Failure to follow these instructions could result in serious personal injury and/or property damage.

The owner is responsible for maintaining the fire protection system and devices in proper operating condition. For minimum maintenance and inspection requirements, refer to the current National Fire Protection Association pamphlet that describes care and maintenance of sprinkler systems. In addition, the authority having jurisdiction may have additional maintenance, testing, and inspection requirements that must be followed.

If you need additional copies of this publication, or if you have any questions about the safe installation of this product, contact Victaulic World Headquarters: P.O. Box 31, Easton, Pennsylvania 18044-0031 USA, Telephone: 001-610-559-3300.

Installation

Reference should always be made to the I-40 Victaulic FireLock Automatic Sprinklers Installation and Maintenance Sheet for the product you are installing. This installation sheet is included with each shipment of Victaulic products for complete installation and assembly data, and is available in PDF format on our website at victaulic.com.

Warranty

Refer to the Warranty section of the current Price List or contact Victaulic for details.

Note

This product shall be manufactured by Victaulic or to Victaulic specifications. All products to be installed in accordance with current Victaulic installation/assembly instructions. Victaulic reserves the right to change product specifications, designs and standard equipment without notice and without incurring obligations.

Trademarks

Victaulic is a registered trademark of Victaulic Company.