

FireLock® V34, K11.2

Models V3403, V3404, V3407, V3408

Standard Spray Pendent and Upright
Standard and Quick Response
Storage Protection (density/area) Sprinklers



V3407/V3408
Pendent



V3403/V3404
Upright



1.0 PRODUCT DESCRIPTION

Style: Pendent or Upright

Nominal Orifice Size: 5/8" 16mm

Nominal Connection Size: 3/4" NPT/20mm BSPT/IGS Grooved, reference [publication 10.65](#).

K-Factor: 11.2 Imp./16.1 S.I.¹

Maximum Working Pressure: 175 psi/1200 kPa

Factory Hydrostatic Test: 100% @ 500 psi/3450 kPa

Minimum Working Pressure: 7 psi/48 kPa, NFPA applications; 10 psi/69 kPa FM Global applications.

Temperature Rating: See "Approved Temperature Ratings F°/C°" table in section 2.0

Codes and Requirements: For coverage area and sprinkler placement, refer to NFPA 13, FM Datasheets, or any applicable local requirements

¹ For K-Factor when pressure is measured in Bar, multiply S.I. units by 10.

ALWAYS REFER TO ANY NOTIFICATIONS AT THE END OF THIS DOCUMENT REGARDING PRODUCT INSTALLATION, MAINTENANCE OR SUPPORT.

System No.		Location	
Submitted By		Date	

Spec Section		Paragraph	
Approved		Date	

2.0 CERTIFICATIONS/LISTINGS



APPROVALS/LISTINGS	Model					
	V3407			V3403		
Orifice Size (inches)	5/8"			5/8"		
Orifice Size (mm)	16			16		
Nominal K Factor Imperial	11.2			11.2		
Nominal K Factor S.I. ¹	16.1			16.1		
Response	Standard			Standard		
Deflector Type	Pendent			Upright		
Agency	Approved Temperature Ratings	Maximum Exposure Temperature	Bulb Color	Approved Temperature Ratings	Maximum Exposure Temperature	Bulb Color
	F° C°	F° C°		F° C°	F° C°	
cULus, FM, NYC/MEA #62-99-E, CSFM #7690-0531:112	135 57	100 38	Orange	135 57	100 38	Orange
	155 68	100 38	Red	155 68	100 38	Red
	175 79	150 66	Yellow	175 79	150 66	Yellow
	200 93	150 66	Green	200 93	150 66	Green
	286 141	225 107	Blue	286 141	225 107	Blue

¹ For K-Factor when pressure is measured in Bar, multiply S.I. units by 10.

APPROVALS/LISTINGS	Model					
	V3408			V3404		
Orifice Size (inches)	5/8"			5/8"		
Orifice Size (mm)	16			16		
Nominal K Factor Imperial	11.2			11.2		
Nominal K Factor S.I. ¹	16.1			16.1		
Response	Quick			Quick		
Deflector Type	Pendent			Upright		
Agency	Approved Temperature Ratings	Maximum Exposure Temperature	Bulb Color	Approved Temperature Ratings	Maximum Exposure Temperature	Bulb Color
	F° C°	F° C°		F° C°	F° C°	
cULus, FM, NYC/MEA #62-99-E, CSFM #7690-0531:112	135 57	100 38	Orange	135 57	100 38	Orange
	155 68	100 38	Red	155 68	100 38	Red
	175 79	150 66	Yellow	175 79	150 66	Yellow
	200 93	150 66	Green	200 93	150 66	Green
	286 141	225 107	Blue	286 141	225 107	Blue

¹ For K-Factor when pressure is measured in Bar, multiply S.I. units by 10.

NOTES

- Listings and approval as of printing. Not all temperature rating combinations are Approved or Listed. Check Victaulic for specific combinations.
- All glass bulbs are rated for temperatures from -67°F/-57°C up to those shown in table above.

3.0 SPECIFICATIONS – MATERIAL

Upright Deflector: Brass

Pendent Deflector: Bronze

Bulb: Glass with glycerin solution

Load Screw: Brass

Pip Cap: Brass

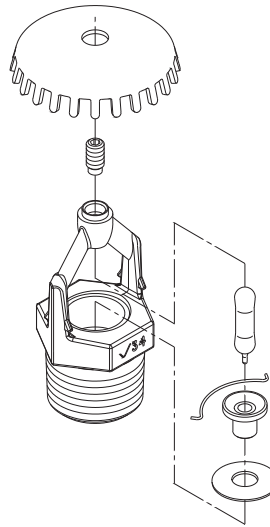
Spring Seal: Teflon² tape coated beryllium nickel

Frame: Brass

Lodgement Spring: Stainless steel

Sprinkler Finishes:

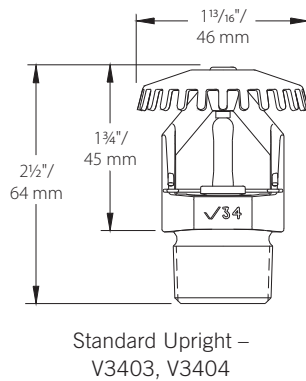
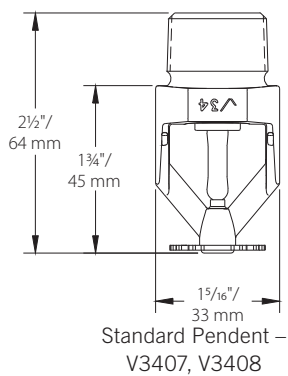
- Plain Brass
- Chrome Plated
- White³ Painted⁴
- Black Painted⁴
- Custom³ Painted⁴
- VC-250⁵







Exaggerated for clarity

² Teflon is a registered trademark of Dupont Co.
³ Not FM approved.
⁴ cULus Listed for corrosion resistance.
⁵ UL Listed and FM Approved for corrosion resistance.

4.0 DIMENSIONS



5.0 NOTIFICATIONS

 WARNING	
  	<ul style="list-style-type: none"> • Always read and understand installation, care, and maintenance instructions, supplied with each box of sprinklers, before proceeding with installation of any sprinklers. • Always wear safety glasses and foot protection. • Depressurize and drain the piping system before attempting to install, remove, or adjust any Victaulic piping products. • Installation rules, especially those governing obstruction, must be strictly followed. • Painting, plating, or any re-coating of sprinklers (other than that supplied by Victaulic) is not allowed. <p>Failure to follow these instructions could result in serious personal injury and/or property damage.</p> <p>The owner is responsible for maintaining the fire protection system and devices in proper operating condition. For minimum maintenance and inspection requirements, refer to the current National Fire Protection Association pamphlet that describes care and maintenance of sprinkler systems. In addition, the authority having jurisdiction may have additional maintenance, testing, and inspection requirements that must be followed.</p> <p>If you need additional copies of this publication, or if you have any questions about the safe installation of this product, contact Victaulic World Headquarters: P.O. Box 31, Easton, Pennsylvania 18044-0031 USA, Telephone: 001-610-559-3300.</p>

6.0 REFERENCE MATERIALS

- [10.65: FireLock™ IGS Installation-Ready™ Style V9 Sprinkler Coupling](#)
- [40.80: FireLock Automatic Sprinkler Wrenches](#)
- [I-40: FireLock™ Automatic Sprinklers Installation Manual](#)
- [I-V9: Installation Instructions FireLock™ Installation-Ready™ Style V9 Sprinkler Coupling](#)

Available Wrenches:

Sprinkler Type	V34 Recessed	V34 Open End
Pendent and Upright	✓	✓

User Responsibility for Product Selection and Suitability

Each user bears final responsibility for making a determination as to the suitability of Victaulic products for a particular end-use application, in accordance with industry standards and project specifications, and the applicable building codes and related regulations as well as Victaulic performance, maintenance, safety, and warning instructions. Nothing in this or any other document, nor any verbal recommendation, advice, or opinion from any Victaulic employee, shall be deemed to alter, vary, supersede, or waive any provision of Victaulic Company's standard conditions of sale, installation guide, or this disclaimer.

Intellectual Property Rights

No statement contained herein concerning a possible or suggested use of any material, product, service, or design is intended, or should be construed, to grant any license under any patent or other intellectual property right of Victaulic or any of its subsidiaries or affiliates covering such use or design, or as a recommendation for the use of such material, product, service, or design in the infringement of any patent or other intellectual property right. The terms "Patented" or "Patent Pending" refer to design or utility patents or patent applications for articles and/or methods of use in the United States and/or other countries.

Note

This product shall be manufactured by Victaulic or to Victaulic specifications. All products to be installed in accordance with current Victaulic installation/assembly instructions. Victaulic reserves the right to change product specifications, designs and standard equipment without notice and without incurring obligations.

Installation

Reference should always be made to the Victaulic installation handbook or installation instructions of the product you are installing. Handbooks are included with each shipment of Victaulic products, providing complete installation and assembly data, and are available in PDF format on our website at www.victaulic.com.

Warranty

Refer to the Warranty section of the current Price List or contact Victaulic for details.

Trademarks

Victaulic and all other Victaulic marks are the trademarks or registered trademarks of Victaulic Company, and/or its affiliated entities, in the U.S. and/or other countries.