

V27, K5.6 300 psi/2068 kPa High Pressure

Conventional (Old Style) Sprinklers

Models V2753 and V2754

Standard and Quick Response



V2753/V2754

Approvals/Listings:



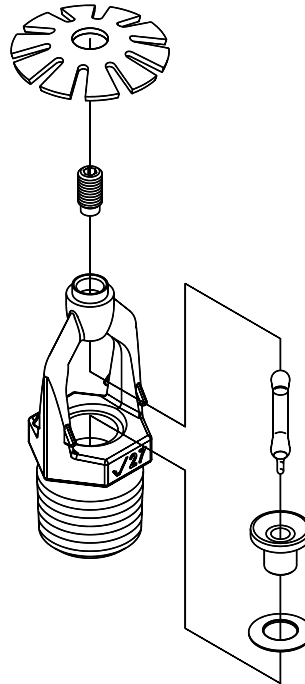
See Victaulic Publication 10.01 for more details.

This Model V27 conventional old-style sprinkler is designed to produce a hemispherical pattern which deflects approximately half of the spray upwards toward the ceiling and the other half downwards and can be installed in either the upright or pendent position. It is available with either standard or quick response bulbs.

This sprinkler is available in various temperature ratings (see chart on page 2) and finishes to meet many design requirements.

Coverage

For coverage area and sprinkler placement, refer to NFPA 13 standards.



Exaggerated for clarity

Technical Specifications:

Models: V2753, V2754

Style: Conventional

Nominal Orifice Size: 1/2"/13 mm

K Factor: 5.6 Imp./8.1 S.I.¹

Nominal Thread Size: 1/2" NPT/15 mm

Max. Working Pressure: 300 psi/2100 kPa

Factory Hydrostatic Test: 100% @ 600 psi/4200 kPa

Min. Operating Pressure: 7 psi/49 kPa

Temperature Rating: See chart

Job/Owner

System No.	
Location	

Contractor

Submitted By	
Date	

Engineer

Spec Section	
Paragraph	
Approved	
Date	

Material Specifications:

Deflector: Bronze per UNS C51000

Bulb: Glass with glycerin solution

Bulb Nominal Diameter:

Standard: 5.0 mm

Quick Response: 3.0 mm

Load Screw: Silicon Bronze per UNS C65100

Pip Cap: Silicon Bronze per UNS C65100

Seal: Teflon⁴ tape

Spring: Beryllium nickel

Frame: Die cast brass 65-30

Lodgement Spring: Stainless steel per UNS S30200

Accessories:

Installation Wrench:

Open End: V27, V38-3

Sprinkler Finishes:

Plain brass with chrome deflector

Proprietary Nickel Teflon² coating³

VC-250³

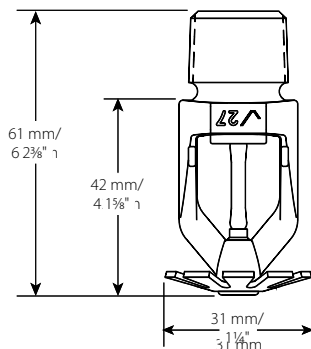
For cabinets and other accessories refer to separate sheet.

¹ For K-Factor when pressure is measured in Bar, multiply S.I. units by 10.0.

² Teflon is a registered trademark of Dupont Co.

³ UL Listed for corrosion resistance.

Dimensions:



Conventional Pendent/Upright – V2753, V2754

Approvals/Listings:

APPROVALS/LISTINGS	Model	
	V2753	V2754
Orifice Size (inches)	1/2"	1/2"
Orifice Size (mm)	13	13
Nominal K Factor Imperial	5.6	5.6
Nominal K Factor S.I. ⁵	8.1	8.1
Response	Standard	Quick
Deflector Type	Conventional ⁷	Conventional ⁷
Approved Temperature Ratings F°/C° ^{4 6}	Model	
cULus	135°F/57°C 155°F/68°C 175°F/79°C 200°F/93°C 286°F/141°C 360°F/182°C	135°F/57°C 155°F/68°C 175°F/79°C 200°F/93°C 286°F/141°C 360°F/182°C

⁴ Listings and approval as of printing.

⁵ For K-Factor when pressure is measured in Bar, multiply S.I. units by 10.0.

⁶ All are approved open, except for areas designated "No."

⁷ Not to be used with any recessed escutcheon.

Ratings:

All glass bulbs are rated for temperatures from -67°F (-55°C) up to those shown in adjacent table.

Sprinkler Temperature Classification	Victaulic Part Identification	Temperature – °F/°C		Glass Bulb Color
		Nominal Temperature Rating	Maximum Ambient Temperature Allowed	
Ordinary	A	135°F/57°C	100°F/38°C	Orange
Ordinary	C	155°F ⁸ /68°C	100°F/38°C	Red
Intermediate	E	175°F/79°C	150°F/65°C	Yellow
Intermediate	F	200°F ⁸ /93°C	150°F/65°C	Green
High	J	286°F/141°C	225°F/107°C	Blue
Extra High ⁸	K	360°F/182°C	300°F/149°C	Mauve
– ⁸	M,	Open	–	No Bulb




⁸ Standard response only.

All are approved open, except for areas designated “No.”

Available Wrenches:

Sprinkler Type	V38 or V38-3 Recessed	V27 Open End
V2753, V2754 Conventional	yes	yes

⚠ WARNING

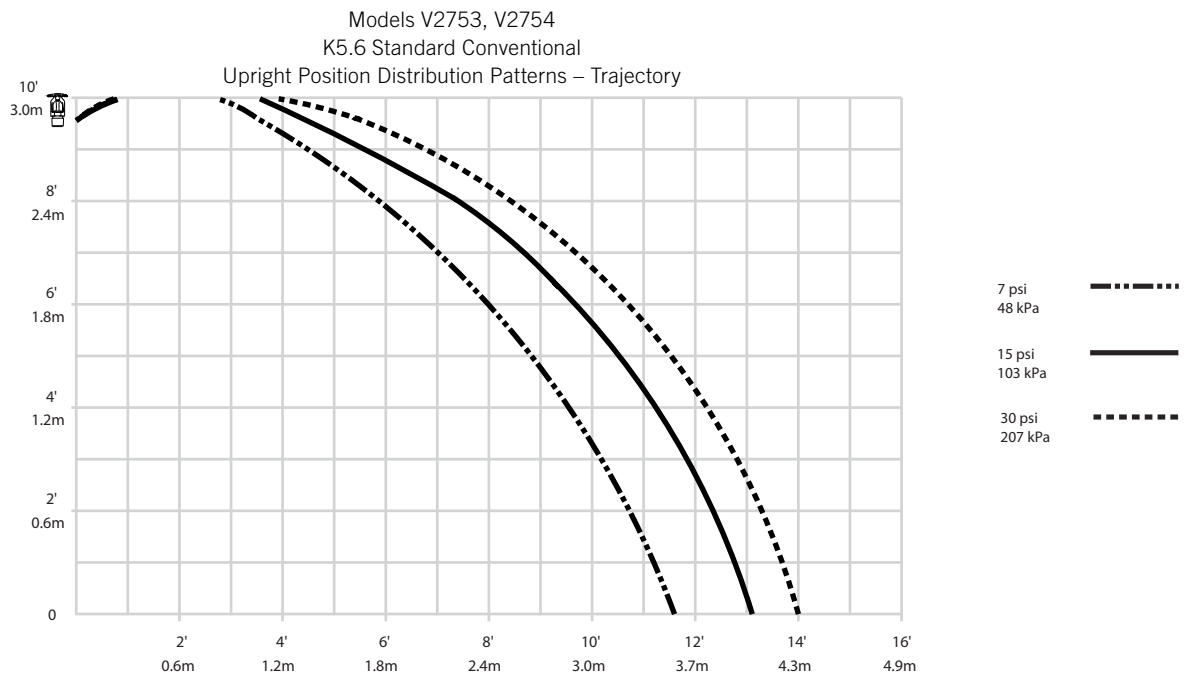
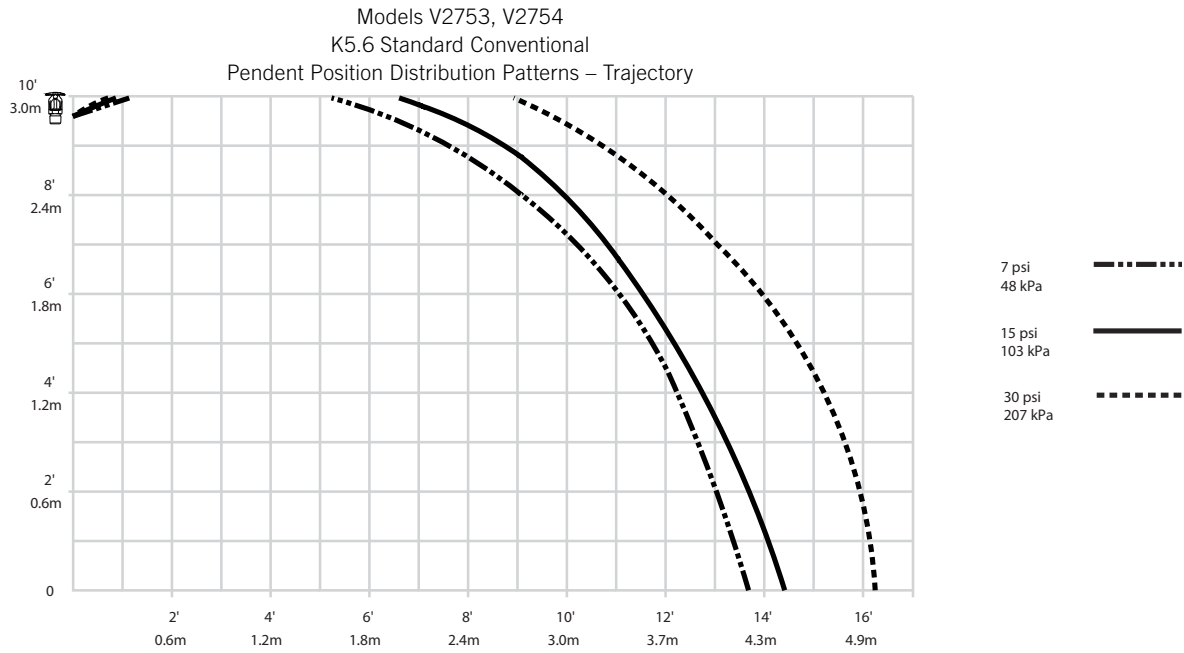
- Always read and understand installation, care, and maintenance instructions, supplied with each box of sprinklers, before proceeding with installation of any sprinklers.
- Always wear safety glasses and foot protection.
- Depressurize and drain the piping system before attempting to install, remove, or adjust any Victaulic piping products.
- Installation rules, especially those governing obstruction, must be strictly followed.
- Painting, plating, or any re-coating of sprinklers (other than that supplied by Victaulic) is not allowed.

Failure to follow these instructions could result in serious personal injury and/or property damage.

The owner is responsible for maintaining the fire protection system and devices in proper operating condition. For minimum maintenance and inspection requirements, refer to the current National Fire Protection Association pamphlet that describes care and maintenance of sprinkler systems. In addition, the authority having jurisdiction may have additional maintenance, testing, and inspection requirements that must be followed.

If you need additional copies of this publication, or if you have any questions about the safe installation of this product, contact Victaulic World Headquarters: P.O. Box 31, Easton, Pennsylvania 18044-0031 USA, Telephone: 001-610-559-3300.

Distribution Patterns:



NOTES:

- A. Data shown is approximate and can vary due to differences in installation.
- B. These graphs illustrate approximate trajectories, floor-wetting, and wall-wetting patterns for these specific Victaulic FireLock Automatic Sprinklers. They are provided as information for guidance in avoiding obstructions to sprinklers and should not be used as minimum sprinkler spacing rules for installation. Refer to the appropriate NFPA National Fire Code or the Authority Having Jurisdiction for specific information regarding obstructions, spacing limitations and area of coverage requirements. Failure to follow these guidelines could adversely affect the performance of the sprinkler and will void all Listings, Approvals and Warranties.
- C. All patterns are symmetrical to the centerline of the waterway.

Installation

Reference should always be made to the I-40 Victaulic FireLock Automatic Sprinklers Installation and Maintenance Sheet for the product you are installing. This installation sheet is included with each shipment of Victaulic products for complete installation and assembly data, and is available in PDF format on our website at victaulic.com.

Warranty

Refer to the Warranty section of the current Price List or contact Victaulic for details.

Note

This product shall be manufactured by Victaulic or to Victaulic specifications. All products to be installed in accordance with current Victaulic installation/assembly instructions. Victaulic reserves the right to change product specifications, designs and standard equipment without notice and without incurring obligations.

Trademarks

Victaulic is a registered trademark of Victaulic Company.