

Victaulic® FireLock™ Series FL-QR/SW

Standard Coverage, Quick Response

Horizontal Sidewall and Recessed Horizontal Sidewall Sprinklers K2.8 (4.0), K4.2 (6.1), K5.6 (8.1), K8.0 (11.5)



1.0 PRODUCT DESCRIPTION

QUICK RESPONSE HORIZONTAL SIDEWALL				
SIN	V2826	V4226	V2710	V3410
ORIENTATION	Horizontal Sidewall	Horizontal Sidewall	Horizontal Sidewall	Horizontal Sidewall
K-FACTOR ¹	2.8 Imp./4.0 S.I.	4.2 Imp./6.1 S.I.	5.6 Imp./8.1 S.I.	8.0 Imp./11.5 S.I.
CONNECTION	½" NPT/15mm BSPT	½" NPT/15mm BSPT	½" NPT/15mm BSPT/IGS	¾" NPT/ 20mm BSPT/IGS
MAX. WORKING PRESSURE	175 psi/1200 kPa	175 psi/1200 kPa	175 psi/1200 kPa	175 psi/1200 kPa
GLOBE RE-DESIGNATION	GL2826	GL4226		
GLOBE EQUIVALENT			GL5626	GL8127

QUICK RESPONSE RECESSED HORIZONTAL SIDEWALL				
SIN	V2826	V4226	V2710	V3410
ORIENTATION	Horizontal Sidewall	Horizontal Sidewall	Horizontal Sidewall	Horizontal Sidewall
K-FACTOR ¹	2.8 Imp./4.0 S.I.	4.2 Imp./6.1 S.I.	5.6 Imp./8.1 S.I.	8.0 Imp./11.5 S.I.
CONNECTION	½" NPT/15mm BSPT	½" NPT/15mm BSPT	½" NPT/15mm BSPT	¾" NPT/ 20mm BSPT
MAX. WORKING PRESSURE	175 psi/1200 kPa	175 psi/1200 kPa	175 psi/1200 kPa	175 psi/1200 kPa
ESCUTCHEON	Recessed	Recessed	Recessed	Recessed
GLOBE RE-DESIGNATION	GL2826	GL4226		
GLOBE EQUIVALENT			GL5626	GL8127

AVAILABLE GUARDS				
SPRINKLER	V28	V42	V27	V34
Horizontal Sidewall			■	

AVAILABLE WRENCHES							
Sprinkler	V56-2 Recessed	V56 Open End	V27-2 Recessed	V27 Open End	V34-2 Recessed	V34 Open End	¾ Hex-Bit
V2826 and V4226	■	■					
V2710			■	■			■
V3410					■	■	■

Factory Hydrostatic Test: 100% @ 500 psi/3447 kPa/34 bar

Min. Operating Pressure: UL/FM: 7psi/48 kPa/.5 bar

Temperature Rating: See tables in section 2.

¹ For K-Factor when pressure is measured in bar, multiply S.I. units by 10.0.

ALWAYS REFER TO ANY NOTIFICATIONS AT THE END OF THIS DOCUMENT REGARDING PRODUCT INSTALLATION, MAINTENANCE OR SUPPORT.

2.0 CERTIFICATION/LISTINGS



HORIZONTAL SIDEWALL APPROVALS/LISTINGS				
SIN	V2826	V4226	V2710	V3410
Nominal K Factor Imperial	2.8	4.2	5.6	8
Nominal K Factor S.I. ²	4.0	6.1	8.1	11.5
Orientation	Horizontal Sidewall	Horizontal Sidewall	Horizontal Sidewall	Horizontal Sidewall
Escutcheon	Flush Extended	Flush Extended	Flush Extended	Flush Extended
Approved Temperature Ratings F°/C°				
cULus 4" – 12" Deflector Distance	135°F/57°C 155°F/68°C 175°F/79°C 200°F/93°C 286°F/141°C	135°F/57°C 155°F/68°C 175°F/79°C 200°F/93°C 286°F/141°C	135°F/57°C 155°F/68°C 175°F/79°C 200°F/93°C 286°F/141°C	135°F/57°C 155°F/68°C 175°F/79°C 200°F/93°C 286°F/141°C
FM	-	-	135°F/57°C 155°F/68°C 175°F/79°C 200°F/93°C 286°F/141°C	-
LPCB	-	-	135°F/57°C 155°F/68°C 175°F/79°C 200°F/93°C 286°F/141°C	-
CE	-	-	135°F/57°C 155°F/68°C 175°F/79°C 200°F/93°C 286°F/141°C	-

RECESSED HORIZONTAL SIDEWALL APPROVALS/LISTINGS				
SIN	V2826	V4226	V2710	V3410
Nominal K Factor Imperial	2.8	4.2	5.6	8
Nominal K Factor S.I. ²	4.0	6.1	8.1	11.5
Orientation	Horizontal Sidewall	Horizontal Sidewall	Horizontal Sidewall	Horizontal Sidewall
Escutcheon	RECESSED	RECESSED	RECESSED	RECESSED
Approved Temperature Ratings F°/C°				
cULus 4" – 12" Deflector Distance ½" and ¾" Adjustment Escutcheon "	135°F/57°C 155°F/68°C 175°F/79°C 200°F/93°C 286°F/141°C	135°F/57°C 155°F/68°C 175°F/79°C 200°F/93°C 286°F/141°C	135°F/57°C 155°F/68°C 175°F/79°C 200°F/93°C	135°F/57°C 155°F/68°C 175°F/79°C 200°F/93°C
FM ½" Adjustment Escutcheon Only	-	-	135°F/57°C 155°F/68°C 175°F/79°C 200°F/93°C	-

² For K-Factor when pressure is measured in Bar, multiply S.I. units by 10.

NOTES

- Listings and approval as of printing.
- Where cULus Listed, Polyester and VC-250 Coatings Listed as Corrosion Resistant
- Where FM Approved, VC-250 Coating Approved as Corrosion Resistant
- New York City Acceptance - All UL Listed and/or FM Approved sprinklers acceptable to NYC per section 28-113 of the Administrative Code and the OTCR Rule

3.0 SPECIFICATIONS – MATERIAL

Deflector: Bronze

Bulb Nominal Diameter: 3.0mm

Load Screw: Bronze

Pip Cap: Bronze

Spring Seal: PTFE coated Beryllium nickel alloy

Frame: Brass

Lodgement Spring: Stainless steel

Installation Wrench: Ductile iron

Sprinkler Frame Finishes:

- Plain brass
- Chrome plated
- White polyester painted^{3, 4}
- Flat black polyester painted^{3, 4}
- Custom polyester painted^{3, 4}
- VC-250⁵

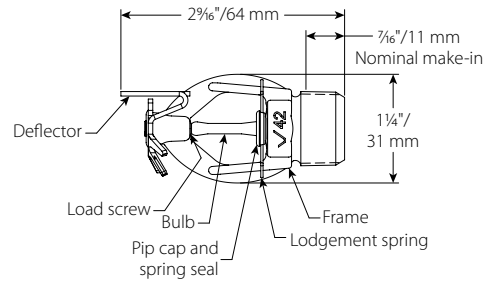
³ Not available on the Intermediate Level Style Pendant.

⁴ UL Listed for corrosion resistance.

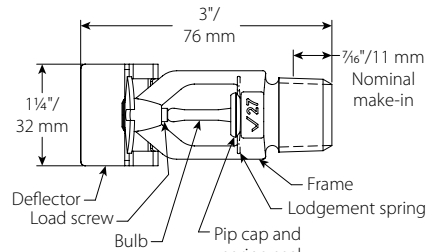
⁵ UL Listed and FM Approved for corrosion resistance.

NOTE

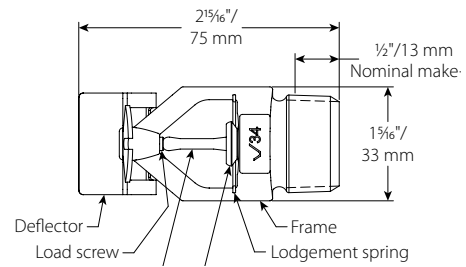
- For cabinets and other accessories refer to separate sheet.



V2826, V4226

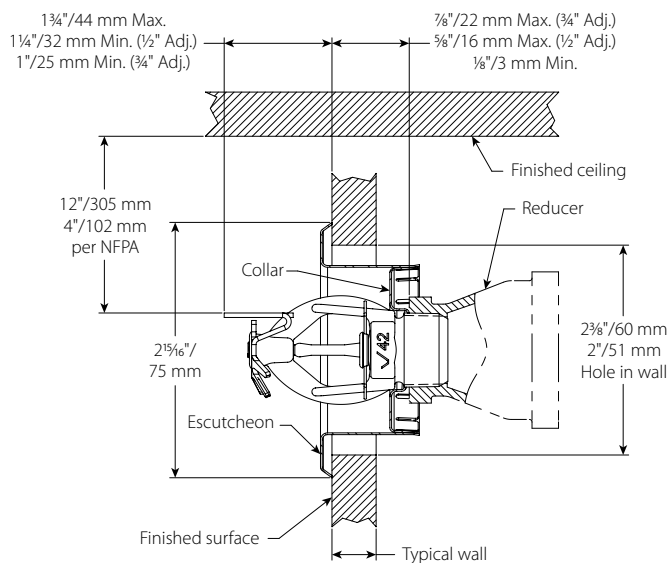


V2710



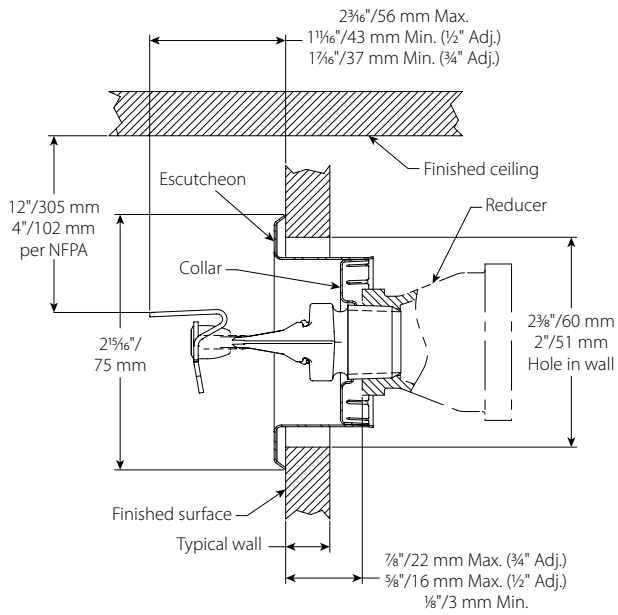
V3410

4.0 DIMENSIONS

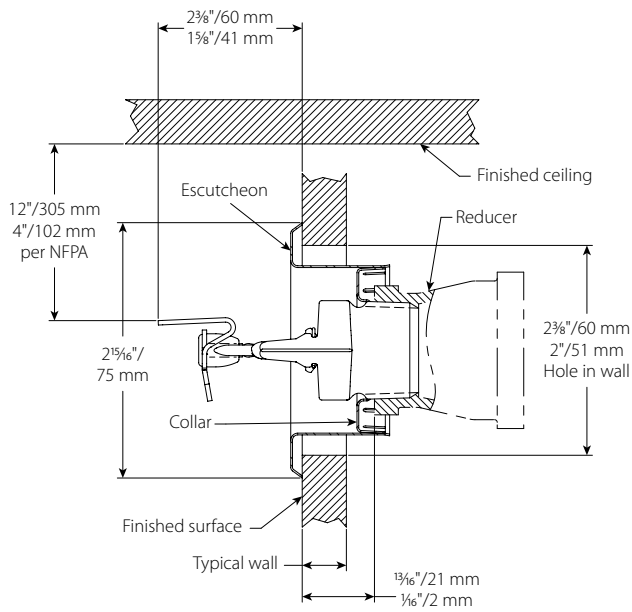


V2826, V4226

4.0 DIMENSIONS (CONTINUED)



V2710









V3410

5.0 PERFORMANCE

Sprinkler is to be installed and designed as per NFPA, FM Datasheets, or any local standards.

6.0 NOTIFICATIONS

 WARNING	
    	<ul style="list-style-type: none">• Read and understand all instructions before attempting to install any Victaulic products.• Always verify that the piping system has been completely depressurized and drained immediately prior to installation, removal, adjustment, or maintenance of any Victaulic products.• Wear safety glasses, hardhat, and foot protection. <p>Failure to follow these instructions could result in death or serious personal injury and property damage.</p>
<ul style="list-style-type: none">• These products shall be used only in fire protection systems that are designed and installed in accordance with current, applicable National Fire Protection Association (NFPA 13, 13D, 13R, etc.) standards, or equivalent standards, and in accordance with applicable building and fire codes. These standards and codes contain important information regarding protection of systems from freezing temperatures, corrosion, mechanical damage, etc.• The installer shall understand the use of this product and why it was specified for the particular application.• The installer shall understand common industry safety standards and potential consequences of improper product installation.• It is the system designer's responsibility to verify suitability of materials for use with the intended fluid media within the piping system and external environment.• The material specifier shall evaluate the effect of chemical composition, pH level, operating temperature, chloride level, oxygen level, and flow rate on materials to confirm system life will be acceptable for the intended service. <p>Failure to follow installation requirements and local and national codes and standards could compromise system integrity or cause system failure, resulting in death or serious personal injury and property damage.</p>	

7.0 REFERENCE MATERIALS

Ratings: All glass bulbs are rated for temperatures from -67°F/-55°C.

[1-40: Victaulic FireLock™ Automatic Sprinklers Installation and Maintenance Instructions](#)

[1-V9: Style V9 Victaulic FireLock™ IGS™ Installation-Ready™ Sprinkler Coupling Installation Instructions](#)

User Responsibility for Product Selection and Suitability

Each user bears final responsibility for making a determination as to the suitability of Victaulic products for a particular end-use application, in accordance with industry standards and project specifications, as well as Victaulic performance, maintenance, safety, and warning instructions. Nothing in this or any other document, nor any verbal recommendation, advice, or opinion from any Victaulic employee, shall be deemed to alter, vary, supersede, or waive any provision of Victaulic Company's standard conditions of sale, installation guide, or this disclaimer.

Intellectual Property Rights

No statement contained herein concerning a possible or suggested use of any material, product, service, or design is intended, or should be construed, to grant any license under any patent or other intellectual property right of Victaulic or any of its subsidiaries or affiliates covering such use or design, or as a recommendation for the use of such material, product, service, or design in the infringement of any patent or other intellectual property right. The terms "Patented" or "Patent Pending" refer to design or utility patents or patent applications for articles and/or methods of use in the United States and/or other countries.

Note

This product shall be manufactured by Victaulic or to Victaulic specifications. All products to be installed in accordance with current Victaulic installation/assembly instructions. Victaulic reserves the right to change product specifications, designs and standard equipment without notice and without incurring obligations.

Installation

Reference should always be made to the Victaulic installation handbook or installation instructions of the product you are installing. Handbooks are included with each shipment of Victaulic products, providing complete installation and assembly data, and are available in PDF format on our website at www.victaulic.com.

Warranty

Refer to the Warranty section of the current Price List or contact Victaulic for details.

Trademarks

Victaulic and all other Victaulic marks are the trademarks or registered trademarks of Victaulic Company, and/or its affiliated entities, in the U.S. and/or other countries.